



Online OCI Services



Overseas Citizen Of India



[About OCI](#)[OCI-Registration](#)[OCI-Enquiry](#)[Benefits](#)[Useful-Links](#)[Contact Us](#)



A foreign national, - (i) who was a citizen of India at the time of, or at any time after 26th January, 1950; or (ii) who was eligible to become a citizen of India on 26th January, 1950; or (iii) who belonged to a territory that became part of India after 15th August, 1947; or (iv) who is a child or a grandchild or a great grandchild of such a citizen; or (v) who is a minor child of such persons mentioned above; or (vi) who is a minor child and whose both parents are citizens of India or one of the parents is a citizen of India - is eligible for registration as OCI cardholder. Besides, spouse of foreign origin of a citizen of India or spouse of foreign origin of an Overseas Citizen of India Cardholder and whose marriage has been registered and subsisted for a continuous period of not less than two years immediately preceding the presentation of the application is also eligible for registration as OCI cardholder. However, no person, who or either of whose parents or grandparents or great grandparents is or had been a citizen of Pakistan, Bangladesh or such other country as the Central Government may, by notification in the Official Gazette, specify, shall be eligible for registration as an Overseas Citizen of India Cardholder. Foreign nationals cannot apply for OCI in India while on Tourist Visa, Missionary Visa and Mountaineering Visa. Moreover, the foreigner has to be ordinarily resident of India to be eligible to apply for OCI registration in India.
Note: 'ordinarily resident' will mean a person staying in a particular country or in India for a continuous period of 6 months.

[Click Here To Proceed](#)

Please Click here

Notice: In the backdrop of outbreak of COVID-19, no foreigners are allowed to visit the FRR

Select "New OCI Registration"

Online OCI Services

Overseas Citizen Of India Cardholder

[New OCI Registration](#)[OCI Registration \(In Lieu Of Valid PIO-Card\)](#)[OCI Registration \(In Lieu Of Lost PIO-Card\)](#)[OCI Miscellaneous Services](#)[OCI Document Upload/ Re-upload](#)[OCI Image Upload/ Re-upload](#)[Status Enquiry](#)[Re-Print Submitted Applications](#)

New OCI Registration

Before you start

- Check your eligibility before you start your registration.
- If you are already an OCI Card Holder, kindly use OCI Miscellaneous Services.
- If you are an PIO Card Holder, kindly register through OCI Registration (In Lieu Of Valid PIO-Card).
- If you are an PIO Card Holder and card is in lost state, kindly register through OCI Registration (In Lieu Of Lost PIO-Card).
- To reprint your already registered application, kindly use 'Re-Print Submitted Application' service.
- In case of urgent travel, applicants may apply for appropriate visa.

Prerequisites

After Registration

[Proceed](#)

Please Click here

Instructions For Filling Application Form

Applicants applying for OCI-Card, please read

1. Please fill the fields in BLOCK LETTERS.
2. A person who has not attained the age of 18 years is considered as minor. In case of minor who cannot sign, his/her left thumb impression may be placed in the signature box. Parents should not sign on the behalf of the children.
3. Signature/Thumb impression should be confined to the prescribed box. In case of minor applicants, parents should NOT sign in the box.
4. Photograph to be affixed on the application should be a square shape of size not less than 51*51mm (with 80% coverage of face). It should have plain light color background (not white) without the border with front view of person's head and shoulders showing the full face in middle of the photograph. It should not be stapled and not have any signature.
5. Photographs that do not conform to these standards will be rejected and may cause a delay in processing the applications. Please see standards of acceptable photographs as Photo Link.
6. If there are any objections while processing the applications, the same will be displayed on the Online Status Enquiry. Please follow the instructions and send requisite documents to the Indian Mission/ Office where you have applied quoting the File (or Acknowledgement) Number.
7. After successful registration, copy of Part A and Part B with an online registration number will be printed. Application form on Parts A and B, complete in all respects, along with all relevant enclosures may be submitted to the appropriate office.
8. Enclosures to be attached with the application:
 1. In case of applications for registration as Overseas Citizen of India Cardholder in lieu of PIO card, only copies of the following documents to be attached:-
 1. Valid passport of the applicant
 2. Valid PIO card of the applicant.

☒ I have read the instructions

Accept

Re-Print Submitted Applications

Proceed

Please read the instructions and press Accept

Online OCI Services

Select One Of The Following Options As Per Your Requirement

Fresh Application

Complete Partially-Filled Application

Please Click here to start Fresh Application

Back To Main Menu

Please click "Fresh Application"

Online OCI Services

Overseas Citizenship Of India Services

OCI-Registration is an online process. Eligibles are supposed to register through the appropriate link given. Only after complete successful registration, an applicant will be considered as an OCI-Card Applicant

Steps for successful Registration

1. Start registration from Part-A, then upload Image and signature; and finally complete Part-B.
2. Documents supporting your application have to be uploaded in PDF format at the end of Part-B.
3. After completing application, hard copy has to be submitted to the selected mission's office.

4 d g d 6 2

4 d g d 6 2

Enter

* Fill Captcha to Proceed

Please type in the number and alphabet and press Enter



Online OCI Services

OCI Registration Form

Place of submission * CANADA
Mission * OTTAWA

Please choose Canada and
Mission Ottawa

Applicant's Information

Surname ABCABC
Given Name ABCABC
Have you ever changed your name? If yes, click the box and give details. ☐
Sex * Select Gender
Date Of Birth *
Country Of Birth * Select Country
Place Of Birth *
Current Nationality * Select Country
National Identification Number
Visible Mark *

As per current Canadian / Foreign
Passport

Applicant's Passport Details

Passport Number *
Date Of Issue *
Date Of Expiry *
Place Of Issue *
Previous Passport Number

As per Indian Passport or Birth
Certificate

Applicant's Family Details

Father's Name *
Father's Nationality * Select Country
Father's Profession * Select Profession
Mother's Name *
Mother's Nationality * Select Country
Mother's Profession * Select Profession
Relation With the Root Indian * Select Relation

Press on Save and
Continue

Exit

Save & Continue



Online OCI Services

OCI Registration Form (Page-II)

Please note down
temporary application id

Temporary Application ID
210105491371892

Applicant's Address Details

Present Address *
10 SPRINGFIELD RD
OTTAWA
ONTARIO, CANADA
Zip code / Pin code / Area code * K1M1C9
Mobile No. * 6137443751
Telephone No. * 6137443751
Email * hciconsularservices.ottawa@gmail.com

Please fill in the
required information

Please click on
Next

Exit

Save and Exit

Next



Online OCI Services

Verify Information

Temporary Application ID
210105491371892

Please verify information provided by you. Submission of this form will never allow you to change your information for this application. If you need to change the information provided, click on Modify button provided below.

Applicant Information

Country Selected	CANADA
Mission Selected	OTTAWA
Surname	ABCABC
Given Name	ABCABC
Previous Name	Never Changed
Sex	MALE
Date Of Birth	01/JAN/2020
Country Of Birth	INDIA
Birth(State)	DELHI
Place Of Birth	DELHI
Current Nationality	CANADA
National Identification Number	
Visible Mark	NONE

Please carefully verify your information

Family Information

Father's Name	ABCABC
Father's Nationality	INDIA
Father's Profession	GOVT SERVICE
Mother's Name	ABCABC
Mother's Nationality	INDIA
Mother's Profession	GOVT SERVICE

Please carefully verify your information

Passport Information

Passport Number	AB123456
Date Of Issue	10/JAN/2020
Date Of Expiry	10/JAN/2030
Place Of Issue	OTTAWA
Previous Passport Number	

Residential Address Details

Present Address	10 SPRINGFIELD RD OTTAWA ONTARIO, CANADA
Mobile No	6137443751
Telephone No	6137443751
Email	hciconsularservice.ottawa@gmail.com

Please click on Modify if any information is incorrect. Otherwise press on Submit

Modify

Submit



Online OCI Services

OCI Image Upload

Temporary Application ID
210105491371892

Your File Reference Number is

CANO00032N21

Till now you have successfully registered Part-A. After uploading image and signature, you will be redirected to fill the Part B to complete the registration.

Kindly ensure following points before uploading photo

- Applicant's Image and Applicant's Signature Image should be of jpeg or jpg format.
- Applicant's Image and Applicant's Signature Image size should not be larger than 500KB.
- Applicant's Images must be square: i.e. aspect ratio must be 1:1
- Applicant's Signature Images should have aspect ratio(height:width) must be 1:3
- If you don't want to upload photograph. You can click the "Exit Now" button below.

Yes I am ready with the image

Exit Now

Click here to proceed Photo and Signature as per requirement

Click here to upload Picture, if necessary do cropping accordingly

Click here to upload Signature, if necessary do cropping accordingly

To upload applicant's photo

Browse... Test P Gleg.jpg



Crop

Cropped selection is fine.



To upload applicant's signature

Browse... Test sign.jpg



Applicant signature which you have selected is as per instructions. If you want to change then click crop button and drag the white selected area or else can directly upload the original image.

Crop

Any error or remarks after selecting file will be

Upload

Close

If your photo and signature are accepted you can press upload to submit



Online OCI Services

OCI Image Upload

Temporary Application ID
210105491371892

Your File Reference Number is
CANO00032N21

Till now you have successfully registered Part-A, and also have uploaded Applicant's Image & Signature. Please select one of the option given to proceed.



The photo and signature
uploaded will be shown here

If you want to upload again

I want to upload again

If you dont want to upload again

I have uploaded successfully

Click on "uploaded successfully" or
to do it again click on "upload
again"



Online OCI Services

OCI-Registration Confirmation

Temporary Application
ID
210105491371892

Your File Reference Number is
CANO00032N21

Till now you have successfully registered Part-A, and have also uploaded Applicant's Image & Signature.

Applicant Name
ABCABC ABCABC

File Reference Number
CANO00032N21

Please note the File
Reference Number

Proceed To Part-B

Exit

Click to Proceed to Part-B



Online OCI Services

OCI Registration Part-B

Other Details of Applicant

Temporary File Number

210105491371892

Citizenship Details

- Have you/any member of your family applied for Overseas Citizen of India registration earlier? * ☐ Yes ☒ No
If YES, give details:
- Have you surrendered/got your previous Overseas Citizen of India card cancelled? * ☐ Yes ☒ No
If YES, Please mention number and date of issue of previous Overseas Citizen of India card
- Whether holding dual nationality? * ☐ Yes ☒ No
If YES, mention country and passport details.
- Have you sought asylum (political or otherwise) in any country before applying for citizenship? * ☐ Yes ☒ No
If YES, please give full particulars/details
- Whether the applicant had ever been a citizen of Pakistan or Bangladesh at any time? * ☐ Yes ☒ No
If YES, give specific details
- Have you ever been convicted by Court of Law of any country? * ☐ Yes ☒ No
If YES, please give full particulars / details
- Have you ever been refused entry / deported by any country including India? * ☐ Yes ☒ No
If YES, please give full particulars / details
- Have you been associated with any organisation (Government or non-Government)/ Political party/ Group accused of or guilty of any rights violation? * ☐ Yes ☒ No

Please read and select applicable answers

- Have you ever been engaged in human trafficking / drug trafficking / child abuse / crime against women / Economic offense / Financial Fraud? * ☐ Yes ☒ No
If YES, please give full particulars / details
- Have you ever been engaged in cyber crime / terrorist activities / sabotage / espionage / genocide / political killing / other acts of violence? * ☐ Yes ☒ No
If YES, please give full particulars / details
- Have you ever, by any means or medium, expressed views that justify or glorify terrorist violence or that may encourage others to terrorist acts or other serious criminal acts? * ☐ Yes ☒ No
If YES, please give full particulars / details
- Whether either of parents or grandparents or great-grandparents of applicant had ever been citizen of Pakistan or Bangladesh at any time? * ☐ Yes ☒ No
If YES, give specific details
- Whether the applicant (other than minor child/children) has worked / is working in Armed Forces/Para-military/Police/security /Intelligence organizations? * ☐ Yes ☒ No
If YES, give specific details
- Have you undergone compulsory military/police/home conscription/training in your native country? * ☐ Yes ☒ No
If YES, period of compulsory training/conscription:
- Are you still serving in armed / police forces beyond compulsory training period prescribed by rule in that country (Not applicable to a minor child)? * ☐ Yes ☒ No
- Whether applicant is-**
- Currently under any investigation? * ☐ Yes ☒ No
If YES, please give details:
- Wanted for questioning? * ☐ Yes ☒ No
If YES, please give details:
- Facing charges for any offence in any country? * ☐ Yes ☒ No
If YES, please give details:

Present Nationality Details

Other Details

Submit



Online OCI Services

Whether applicant is-

Currently under any investigation? *

☐ Yes ☒ No

If YES, please give details:

Wanted for questioning? *

☐ Yes ☒ No

If YES, please give details:

Facing charges for any offence in any country? *

☐ Yes ☒ No

If YES, please give details:

Please copy the date and method from Citizenship Certificate

Present Nationality Details

Applicant Name	Present Nationality	Acquisition Method	Date
ABCABC ABCABC	CANADA	NATURALIZATION	01/JAN/2021

Other Details

Previous Nationality of Applicant (If Any)

ABCABC ABCABC	INDIA	Renunciated Passport No.	A123456
---------------	-------	--------------------------	---------

Please Select your previous nationality

Do you have relatives staying in India?

☐ Yes ☒ No


Has any of the applicant faced criminal proceeding ?

☐ Yes ☒ No

Please select the applicable answers

Submit

Click on Submit to go to next page



Online OCI Services

Online OCI Registration

YOU HAVE BEEN SUCCESSFULLY COMPLETED BOTH PART-A & PART-B OF ONLINE OCI REGISTRATION FOR THE FOLLOWING APPLICANT.
YOU ARE REQUESTED TO UPLOAD APPROPRIATE DOCUMENTS. OTHERWISE YOUR APPLICATION WILL NOT BE CONSIDERED.

Applicant Name
ABCABC ABCABC

Web File-Number
CAN000032N21


To upload supporting documents (Mandatory)

Upload Documents

To Exit

Exit

Start uploading the documents by clicking here



Online OCI Services

Online OCI Document Upload

Welcome to Document-Upload Section of Online OCI- Registration

Applicant Name
ABCABC ABCABC

Web File-Number
CAN000032N21

Document Upload

CURRENT PASSPORT

Uploaded

Re-Upload

Select a Document Type to upload

Select Document

EMPLOYMENT/ WORK LETTER

INDIAN ORIGIN PROOF

INDIAN VISA

MARRIAGE CERTIFICATE

P10 CARD


RELATIONSHIP CERTIFICATE

SPOUSE OCI CARD

UPLOADING OF CURRENT PASSPORT FOR ABC

Upload

Choose from the drop down to select the document and attach relevant document and upload



Online OCI Services

Online OCI Document Upload

Welcome to Document-Upload Section of Online OCI- Registration

Applicant Name
ABCABC ABCABC

Web File-Number
CANO00032N21

Document Upload

CURRENT PASSPORT

Uploaded

Re-Upload

Select a Document Type to upload

Select Document

Upload


UPLOADING OF CURRENT PASSPORT FOR ABCABC ABCABC HAS SUCCESSFULLY COMPLETED

To generate filled Registration Form

Generate Registration Form

After completing the online OCI registration, you will have to submit printout of your application form along with the required supporting documents to Indian Mission/Post/FRRO of your jurisdiction for further processing.

Generate your form and take printout



Online OCI Services

Online OCI Document Upload

Welcome to Document-Upload Section of Online OCI- Registration

Applicant Name
ABCABC ABCABC

Web File-Number
CANO00032N21

Document Upload

CURRENT PASSPORT

Uploaded

Re-Upload

Select a Document Type to upload

Select Document

Upload

UPLOADING OF CURRENT PASSPORT FOR ABCABC ABCABC HAS SUCCESSFULLY COMPLETED

After completing the online OCI registration, you will have to submit printout of your application form along with the required supporting documents to Indian Mission/Post/FRRO of your jurisdiction for further processing.

Thanks For Submission

Exit

Opening CANO00032N21.pdf

You have chosen to open:
CANO00032N21.pdf
which is: Adobe Acrobat Document
from: https://ociservices.gov.in

What should Firefox do with this file?

☐ Open with Adobe Acrobat Reader DC (default)☒ Save File☐ Do this automatically for files like this from now on.

OK Cancel

For any assistance send email at : helpdesk-oci@gov.in